

Ref	6.41
Version	1
Authorised by	MMcD
Page	1 of 8

Covid-19 Work Control Measures Risk Assessment

Client Name:

Client Address:

Client Contact name:

Project Details:

Site Visit Details

By:

Date:

Comments

Job specific Point of Work Risk Assessment must be completed before any works commence.

Site induction to be carried out prior to works commencing.

Any permits to work required must be in place before any works commence.

Task / Activity Risk Assessment

Activity: To minimise the risk of the spread of the Coronavirus and to ensure compliance with the World Health Organisation, UK Government and NHS which will safeguard the health, safety and welfare of our workforce. The health & safety requirements of our activities cannot be compromised during any activity.

Covid-19 Work Control Measures Risk Assessment

Identified Hazards	Persons at Risk	Existing Controls Measures	Likelihood = L			Severity = S	Risk Level = RL	Residual Risk Level
			L	S	RL	Additional Controls Measures		
Travel to and from site	A	<p>If possible operatives to travel alone</p> <p>If travelling alone is not possible then journeys should be shared with the same individual each day, a max of 2 persons per vehicle.</p> <p>Individuals to avoid touching their faces at all times.</p> <p>Ensure good ventilation, windows partially open, and facing away from each other will help reduce the risk.</p> <p>All vehicles are fitted with hand wash bowls with hand wash, hand disinfectant and sanitise wipes for all those travelling in the vans.</p> <p>When refuelling, disposable gloves to be worn at all times and disposed off after use.</p> <p>Vans to be stored at drivers' home and not to be used by anyone other than the driver.</p>	2	5	10	<p>Social distancing should be maintained wherever possible, but van / car sharing will generally not allow compliance with the 2m rule.</p> <p>If operatives cannot travel alone and have no other option than to share a vehicle, government and industry guidelines must be followed.</p> <p>Vans to be cleaned before and after use by driver. All areas touched by hand should be wiped clean and cloth/wipe disposed of.</p> <p>Fuel cards to be wiped clean after use using anti bacterial wipes</p> <p>Hands to be washed prior to accessing vehicle and after arriving on site.</p> <p>When returning home, sanitise hands before entering and leaving vehicle.</p>	(5) Low	
Self Isolation	A B C	<p>Anyone that has any of the symptoms listed below should not travel to work:</p> <p>High Temperature, persistent cough, if they are classed as a higher risk or living with anyone showing symptoms of covid-19</p> <p>Anyone with the above conditions must self isolate for a</p>	1	5	5	<p>Temperature guns has been issued to all foremen, this will be used before work starts to check temperatures.</p>	(5) Low	

Covid-19 Work Control Measures Risk Assessment

		minimum of 7 days or until the symptoms have ended.				Follow government guidance on self isolation	
Falling ill at work	A B C	<p>If a employee develops a high temperature or persistent cough at work, they should:</p> <p>Maintain 2m social distancing</p> <p>Notify their supervisor</p> <p>Return home immediately</p> <p>Avoid touching anything</p> <p>Cough or sneeze into tissues and put into bin, if tissues not available, use the crook of their elbows.</p>	2	5	10	<p>If possible someone from their household should pick them up.</p> <p>When home seek advice from NHS 111 online, or phone 111.</p> <p>Do not go to your GP surgery / hospital unless advised by NHS 111.</p>	(5) Low
Sites and Site Establishments	A B C	<p>The responsibility for implementation of protective measures contained within government and industry guidelines is generally the responsibility of the principal contractor but it is the responsibility of all contractors to ensure that suitable facilities and measures are available to protect there workforce</p> <p>All non-essential visitors should not visit sites.</p> <p>Walkways to provide passing places to allow 2m distancing or one-way systems to be put in place.</p> <p>Hand wash / sanitizer facilities to be available at the entrance / exit gate of the site and on larger sites additional facilities to be available.</p> <p>Access points, site offices, welfare facilities, canteens should be regularly monitored to ensure social distancing is maintained, additional facilities may be required to enable social distancing.</p> <p>Break times may be staggered.</p>	2	5	6	<p>All McDonald vans are fitted with hand wash bowls with hand wash, hand disinfectant and sanitise wipes for all those travelling in the vans.</p> <p>Daily point of work assessments to be carried out and regular toolbox talks about covid-19 to ensure the message is always at the forefront of employee's minds before carrying out work.</p> <p>Regular inspections of these facilities to be undertaken to ensure that high hygiene levels are maintained at all times.</p> <p>Workforce should bring pre-prepared meals and ensure they stay on site and not visit local shops.</p>	(5) Low

Covid-19 Work Control Measures Risk Assessment

		<p>Disposable plates, cups and utensils should be used and disposed off correctly.</p> <p>Ensure employees clean any area they have been sitting / using.</p> <p>Delivery drivers will require to maintain the same standards as the rest of the workforce.</p> <p>Tools and equipment to be wiped down after use</p>				<p>2m distancing rule to be in place when working with others. If this starts to cause operational issues, stop work immediately and carry out additional assessment on how to progress.</p>	
Site Meetings, toolbox talks briefings	A B C	<p>Where possible meeting should take place using zoom, Skype, teams or face time.</p> <p>If face-to-face meetings / briefings required social distancing needs to be maintained, preferably briefings / toolbox / inductions to be completed outside if inside please ensure good ventilation and duration kept to a minimum.</p>	1	5	5	<p>Videos of work carried out can be shown during conference calls / meeting, planning meetings to reduce the requirement to attend site.</p>	(5) Low
PPE	A	<p>In addition to site PPE requirements an assessment should be made to determine what additional equipment is required to provide protection against the coronavirus hazard.</p> <p>Suitable gloves to be worn at all times and disposable gloves to be worn when cleaning.</p> <p>A minimum of an FFP 2 facemask to be worn if the requirement to work within the 2m social distancing cannot be avoided.</p> <p>Single use PPE to be disposed off correctly.</p>	1	5	5	<p>PPE must be seen as the last resort, as any failure or incorrect use can expose the wearer to the hazard</p> <p>Anyone requiring to wear a mask should be clean shaven and have been face fitted.</p>	(5) Low
Working Arrangements	A B C	<p>Scaffolding squads to be kept as small as possible for the tasks to be carried out, which should provide easier compliance with the 2m social distancing requirements.</p> <p>If larger squads required measures to try and maintain social</p>	1	5	5	<p>SG4: Preventing falls in scaffolding operations has still to be followed</p>	(5) Low










Ref	6.41
Version	1
Authorised by	MMcD
Page	5 of 8

Covid-19 Work Control Measures Risk Assessment

		<p>distancing to be discussed and the squad briefed. Work to be planned, wherever possible, so there is no requirement for 2 persons to pass within 2m of each other. All work areas suitably barriered off to exclude any third party from the work area.</p>				
--	--	--	--	--	--	--

Persons at Risk: A = Employees B = Other Contractors C = Site Personnel D = Members of Public

Personal protective equipment (PPE) requirements

									
Head (EN 397)	Foot (BS EN 345-1)	Hi-vis vest (short or long sleeve)	Hand (BS EN 388)	Eye (EN 166) (glasses, goggles or face shield)	Hearing (EN352-1)	Fall arrest	Face mask	Overalls	Other
	Name		Position				Signature		Date
Prepared By									
Checked By									

Ref	6.41
Version	1
Authorised by	MMcD
Page	6 of 8

Covid-19 Work Control Measures Risk Assessment

Likelihood

Severity

Risk Level	Likelihood of Occurrence	Risk Level	Effect of Hazard
5	Certain	5	Fatal Injury
4	Near Certain	4	Permanent Disabling Injury
3	Very Likely	3	Disabling Injury
2	Frequent	2	Injury Causing Time of Work
1	Seldom	1	First Aid Only

Multiply the two scores together and you will get the risk level.

Likelihood

5	5	10	15	20	25
4	4	8	12	16	20
3	3	6	9	12	15
2	2	4	6	8	10
1	1	2	3	4	5
	1	2	3	4	5

Severity

Risk Levels

Low Risk	1 - 7
Medium Risk (judgement required)	8 - 14
High Risk	12 - 25

Ref	6.41
Version	1
Authorised by	MMcD
Page	8 of 8

Covid-19 Work Control Measures Risk Assessment

--	--	--

Ref	6.41
Version	1
Authorised by	MMcD
Page	9 of 8

Covid-19 Work Control Measures Risk Assessment

Additional Information: